



Disinfection wipe systems

ECO WIPES

Dispenser bucket

- Re-usable non-woven wipes dispenser for filling with ECO WIPES non-woven wipes and saturating with suitable surface disinfectants



Product description

ECO WIPES is a reusable non-woven wipe dispenser system for disinfection and cleaning of medical devices and medical equipment of all types. ECO WIPES is made up of a reusable non-woven wipe dispenser system and corresponding rolls of non-woven wipes for refilling. It can be used in combination with both ready-to-use rapid disinfectants and ready-to-use application solution of disinfectant concentrates, making it very flexible.

DESOTEX® preparation wipes are provided with every refill package to enable hygienic preparation before refilling the non-woven wipe dispenser.

Range of application

Refillable non-woven wipe dispenser system for impregnation, hygienic preparation and application of suitable surface disinfectants for disinfection and cleaning of medical devices, medical equipment and surfaces of all types.

Application

For use with ready-to-use disinfectants or disinfectants prepared in accordance with manufacturer's instructions. Wipe surfaces with the saturated ECO WIPES until the surfaces are completely wetted and allow to dry for the entire contact time.

Users instruction

Filling: Remove the cover of the non-woven wipe dispenser and place with the outside on the work bench. Take a dry roll of non-woven wipes out of the packaging and insert into the non-woven wipe dispenser (alternatively: insert pre-saturated wipes with the bag). Pour the disinfectant solution slowly in a spiral over the fabric roll in the dispenser. Pull the first non-woven wipe from the middle of the roll of wipes and insert the front part of the wipe through the star-shaped dispensing system. Firmly close the non-woven wipe dispenser. When closing the dispensing opening, ensure that the wipe that has been drawn up is completely covered by the protective cover. Complete the enclosed cover label with the additional information and apply to the cover. After 30 minutes the wipes are ready to use. Discard the first wipe.

Each time the ECO WIPES non-woven wipe dispenser is refilled, the system must undergo a preventive cleaning and disinfection. Along with possible chemical-thermal and thermal procedures, manual preparation using DESOTEX® preparation wipes is possible. DESOTEX® preparation wipes are provided with every refill packaging. It is recommended to inspect the non-woven

wipes dispenser before reprocessing. In case of wear marks cover / dispenser has to be replaced.

Cleaning: Thoroughly clean the insides and edge of the new or emptied dispenser with the cleaning wipe. Thoroughly clean the insides of the cover, the edges of the cover, inside surfaces and the edges of the dispenser opening. Thoroughly clean the outside of the cover and the outside surfaces of the dispenser.

Disinfection: Thoroughly wipe the insides and edge of the new or emptied dispenser with the disinfection wipe. Thoroughly wipe the insides of the cover, the edges of the cover, inside surfaces and the edges of the dispenser opening. Thoroughly wipe the outside of the cover and the outside surfaces of the dispenser.

Expert opinions


We have extensive expert reports for all our products. Upon request we are glad to supply you with an expert report portfolio.



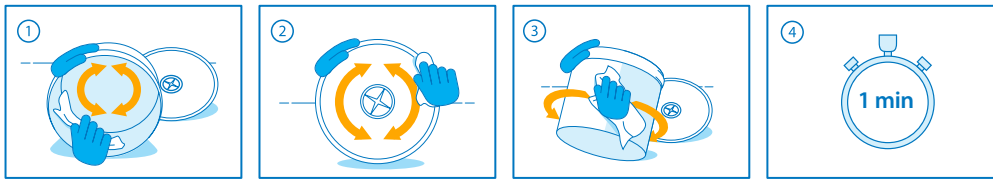
ECO WIPES

Dispenser bucket

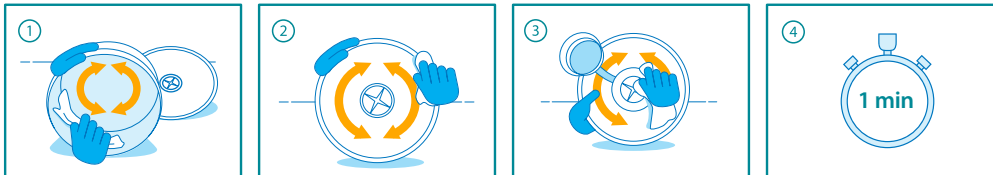
Preparation



1 Cleaning



2 Disinfection



Product	Single unit	Content	Delivery unit	Size	REF
ECO WIPES	dispenser bucket	empty	6	large	00-915-SE001
	dispenser bucket	empty	1	large	00-915-SE002
	dispenser bucket	empty	1	square, large	00-915-SE003
	wipes roll	100 wipes	3	30 x 32 cm	00-915-REW10003-01
	wipes roll	100 wipes	6	30 x 32 cm	00-915-REW10006-01
	wipes roll	120 wipes	6	17.5 x 36 cm	00-915-BW12006-01
	wipes roll	50 wipes	3	30 x 32 cm	00-915-REW5003-01
Additional supplies	wall holder	-	1	large	00-902-EIM

